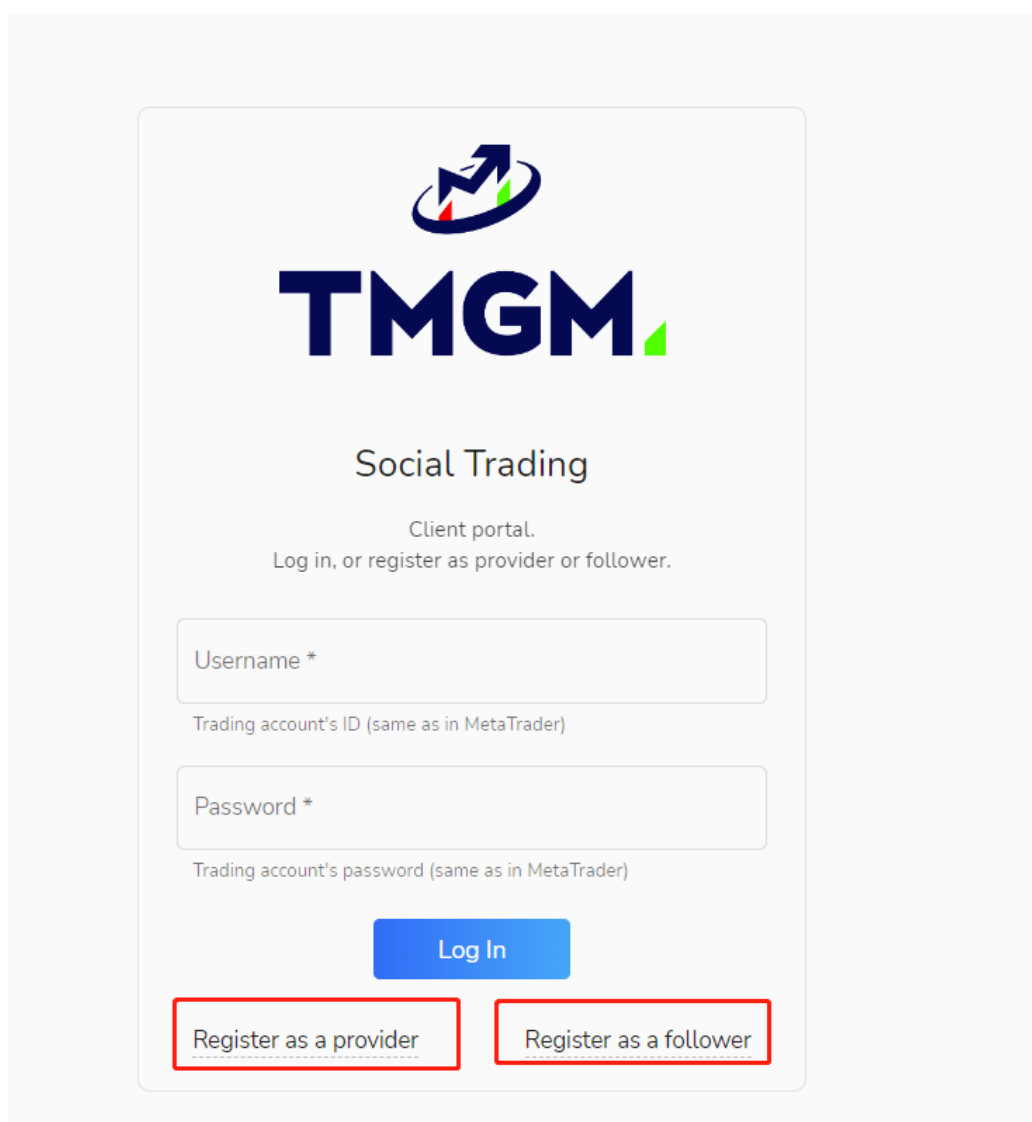


TMGM Signal Trading User Manual

1. Client Registration	2
2. Provider	3
2.1 Register as a provider	3
2.2 Provider Account Settings.....	4
3. Follower	11
3.1 Follower Registration	11
3.2 Creating Subscriptions for Registered Clients	12
3.3 Managing Subscription Activity	13
3.4 Subscription Settings	15
4. Account Archiving	20
5. Fees	21
6. Account Homepage and History	23
6.1 For Followers:	23
6.2 For Providers:.....	27
7. FAQ	29

1. Client Registration

- Every client participating in TMGM Signal Trading **can use their own MT4 account and password login** without needing to register, and later choose to become a provider or follower within the portal.
- If the client has not registered before, they can also register as a provider or as a follower.

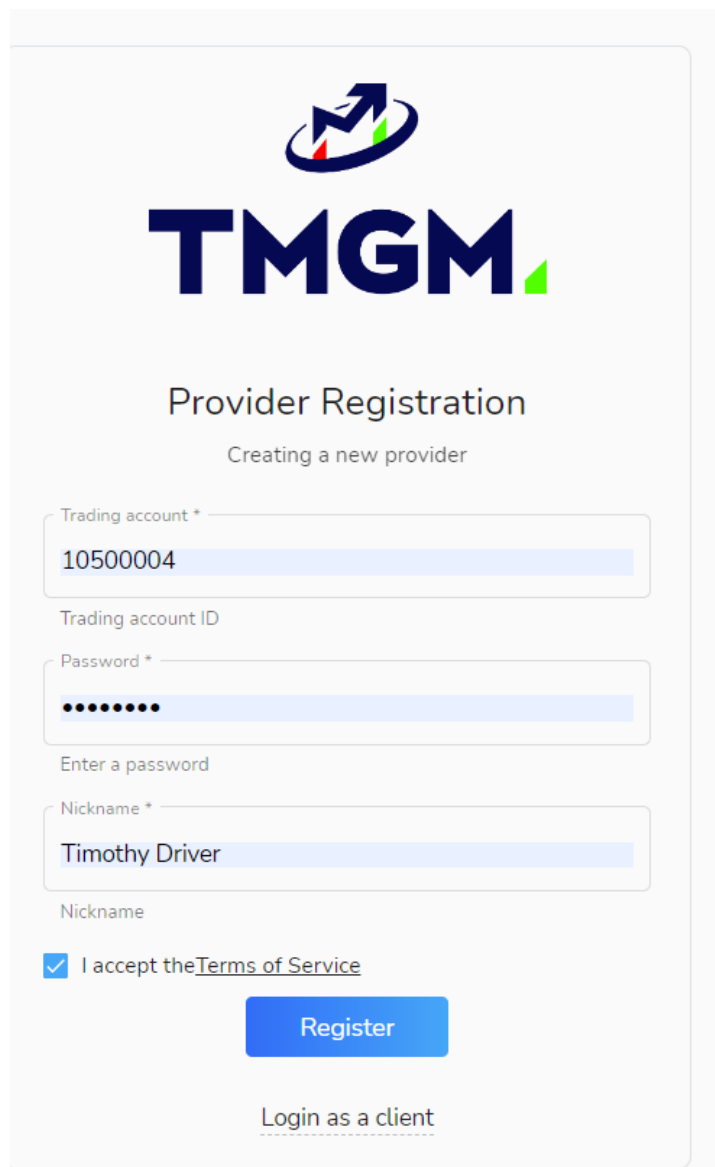


The screenshot shows the TMGM Social Trading Client Portal interface. At the top, the TMGM logo is displayed. Below the logo, the text "Social Trading" is centered, followed by "Client portal." and "Log in, or register as provider or follower." The interface includes two input fields: "Username *" and "Password *", both with asterisks indicating they are required. Below the "Username" field, there is a note: "Trading account's ID (same as in MetaTrader)". Below the "Password" field, there is a note: "Trading account's password (same as in MetaTrader)". A blue "Log In" button is positioned below the password field. At the bottom, there are two buttons: "Register as a provider" and "Register as a follower", both highlighted with red borders.

2. Provider

2.1 Register as a provider

- New users can directly set up registration as a provider through the provider link during registration.
- Or they can **log in using MT4 credentials** without registration and later choose to become a provider or follower.

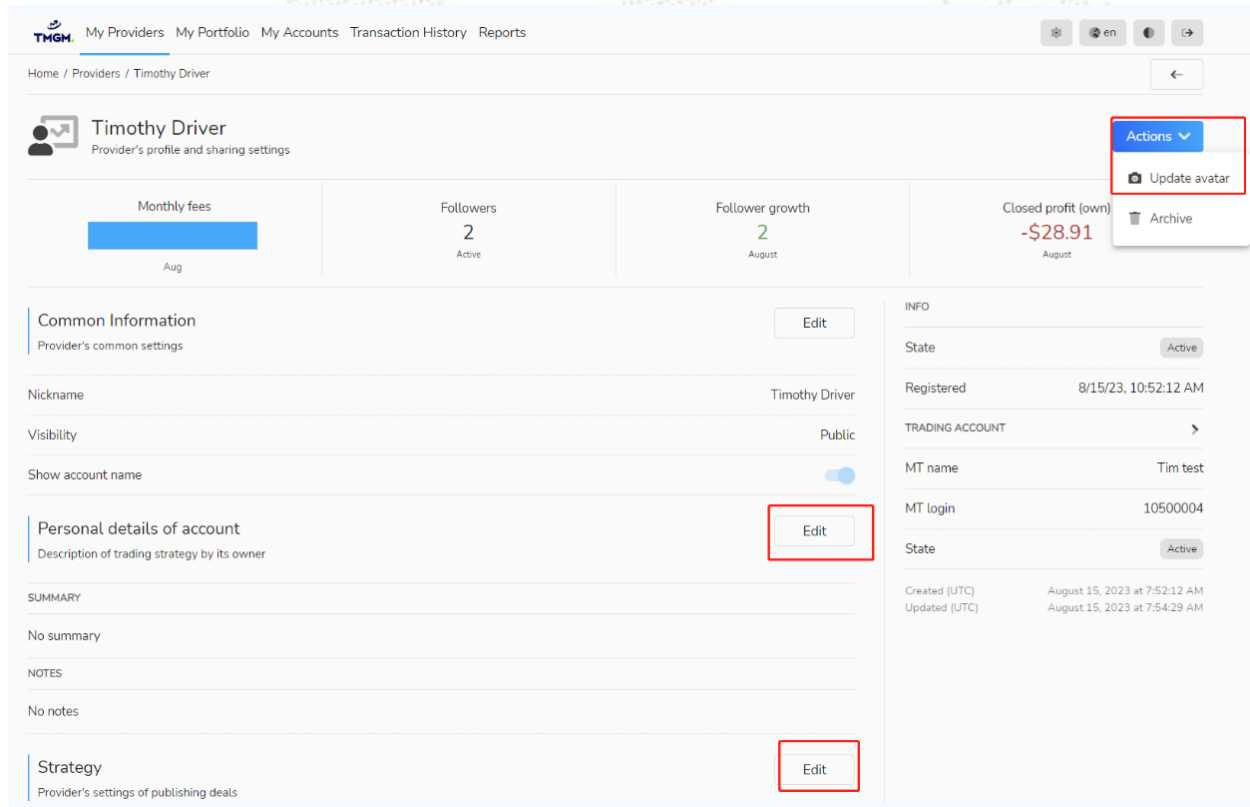


The screenshot shows the TMGM Provider Registration form. At the top is the TMGM logo and the text "Provider Registration" and "Creating a new provider". The form contains the following fields and elements:

- Trading account ***: Input field containing "10500004".
- Trading account ID**: Label for the trading account field.
- Password ***: Input field with masked characters (dots).
- Enter a password**: Label for the password field.
- Nickname ***: Input field containing "Timothy Driver".
- Nickname**: Label for the nickname field.
- I accept the [Terms of Service](#)**
- Register**: Blue button.
- [Login as a client](#): Link at the bottom.

2.2 Provider Account Settings

After registration, users can personalize their strategy provider account settings, such as avatar, nickname, strategy description, etc.



The screenshot displays the 'Provider's profile and sharing settings' for Timothy Driver. Key elements include:

- Monthly fees:** A bar chart for August.
- Followers:** 2 Active.
- Follower growth:** 2 August.
- Closed profit (own):** -\$28.91 August.
- Common Information:** Nickname (Timothy Driver), Visibility (Public), Show account name (checked).
- Personal details of account:** Description of trading strategy by its owner.
- Strategy:** Provider's settings of publishing deals.
- INFO:** State (Active), Registered (8/15/23, 10:52:12 AM), MT name (Tim test), MT login (10500004), State (Active), Created (UTC) (August 15, 2023 at 7:52:12 AM), Updated (UTC) (August 15, 2023 at 7:54:29 AM).

- **Common Information**

Nickname: Custom nickname displayed to followers as the provider's name.

Visibility: Public providers can be followed via the client portal or rankings. Private strategy providers are hidden and can only be subscribed to by joining a link.

Show Account Name: Display the account name in the provider's profile for ratings.

Common Information

Provider's common settings

Nickname *

Timothy Driver

Provider's name to be displayed for followers

Visibility *

Public

Provider's availability for subscriptions.

Public providers are available to subscribe from the client portal or leaderboards.
Private providers are hidden and can be followed only via join links to their offers.

Show account name *

Enabled

Show account name in the provider profile in the ratings

Cancel

Save Changes

- **Personal details of account**

Description of personal trading strategy

- **Strategy**

Hide stops: hide or shared (allow copying of stop loss settings).

Strategy mode: All (including pending orders) or out only (only copy when entering the market).

Strategy

Provider's settings of publishing deals

Hide stops *

Share

Allow copying stop-levels of provider's trades into follower's trades

Strategy mode *

All

Restriction of publishing deals depending on entering the market

Cancel

Save Changes

- **Finance**

Specify the trading account collecting the performance fees paid by followers to the provider. It can be the main trading account itself or another trading account.

Finance

Provider's finance settings

Fee receiver account *

10500003-Tim test

Trading account collecting the performance fees paid by followers to the provider

You can either use one of your existing accounts or add [a new account](#)

Cancel

Save Changes

- **Offers**

An offer refers to the conditions list under which a strategy provider collaborates with their followers. It determines:

- o Performance fee, management fee, registration fee paid by followers to provider.
- o Frequency of fee payments.
- o Public or private nature of the offer.

New Offer

Create a new offer

Title *

Frying Offer

The offer's title

Visibility *

Public

Offer's visibility for clients.

Public offers are shown in the list of available offers for followers while they register a subscription.

Private offers are hidden from this list and available only via join links.

Performance fee *

50

%

The specified percent of the followers' profit is paid to the provider by the end of the selected interval.

Interval *

Monthly

The periodicity of performance fee payments by followers

Management fee

100

\$

The specified amount of money in the provider's currency is paid by followers once per the selected interval.

Management fee interval *

Monthly

The periodicity of management fee payments by followers

Registration fee

35

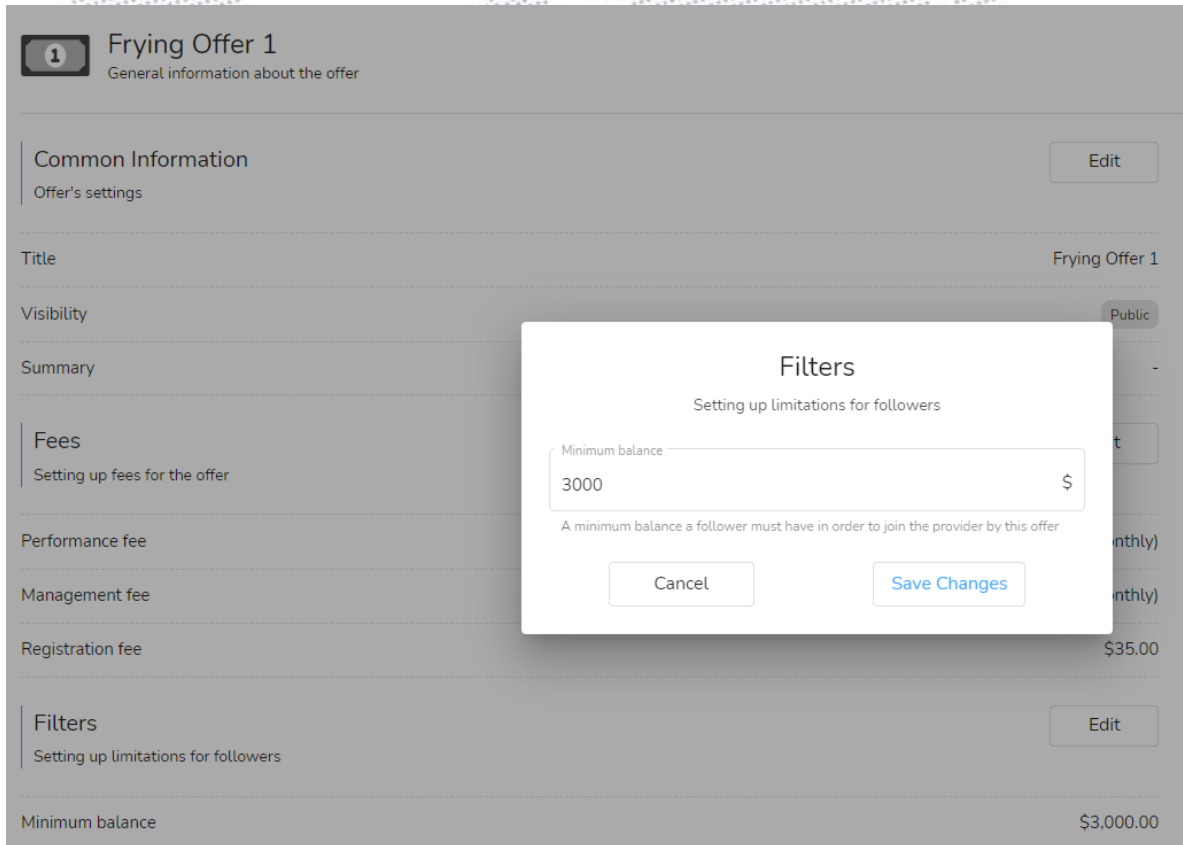
\$

The specified amount of money in the provider's currency is paid once by each follower upon their registration.

Cancel

Create

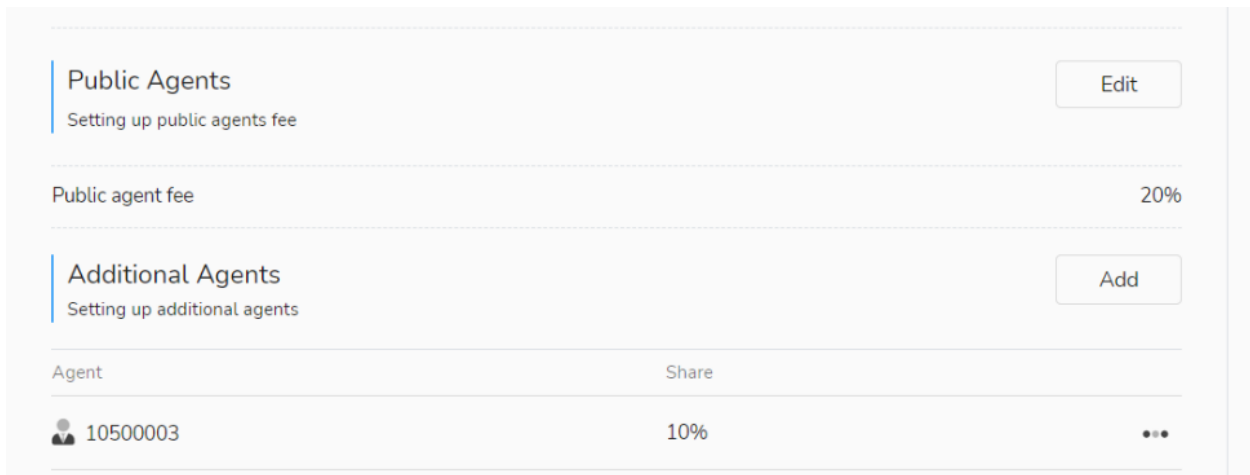
o Minimum balance required in follower's account can also be set.




The screenshot shows the 'Frying Offer 1' settings page. A modal window titled 'Filters' is open, showing 'Setting up limitations for followers'. The modal contains a text input field for 'Minimum balance' with the value '3000' and a dollar sign symbol. Below the input is a note: 'A minimum balance a follower must have in order to join the provider by this offer'. There are 'Cancel' and 'Save Changes' buttons at the bottom of the modal. The background page shows various settings sections like 'Common Information', 'Fees', and 'Filters'.

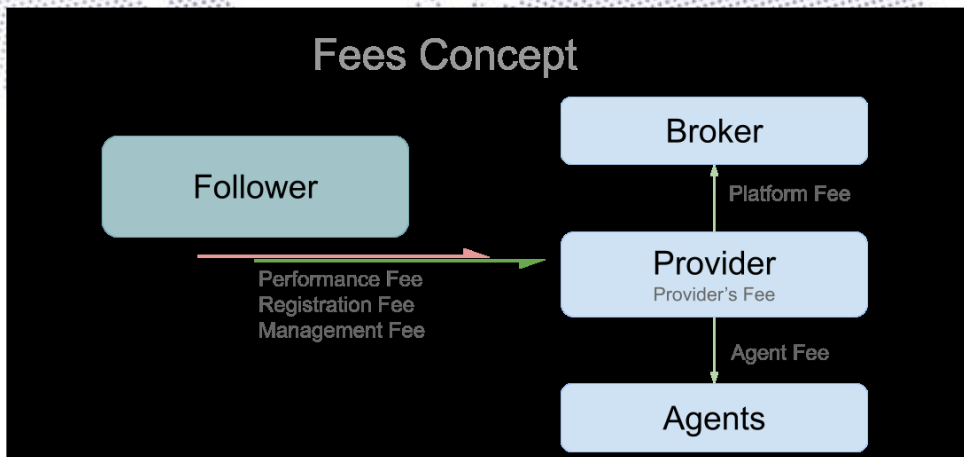
o Different types of agent commission settings.

A portion of the fees received by the strategy provider is shared with agents (public agents or additional agents).

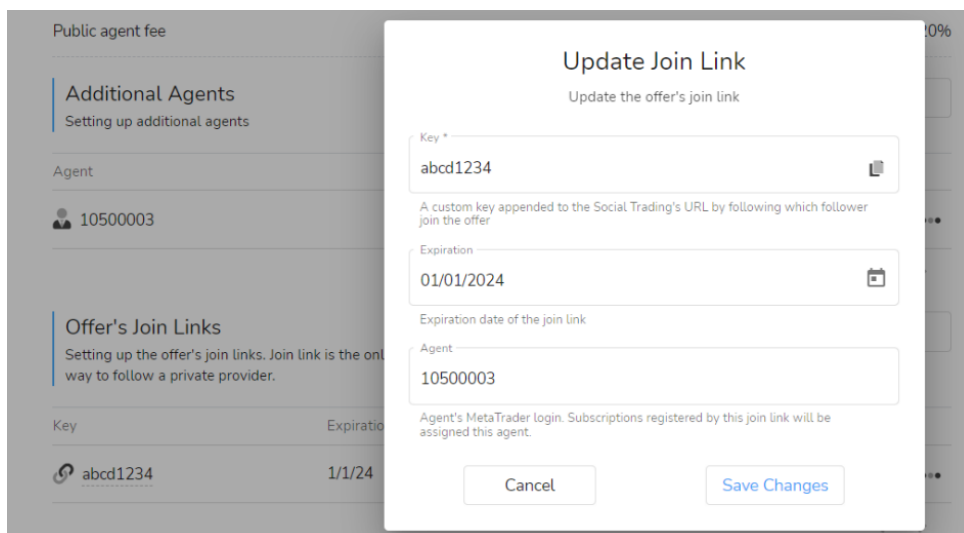


The screenshot shows the 'Public Agents' and 'Additional Agents' settings page. The 'Public Agents' section has an 'Edit' button and shows a 'Public agent fee' of 20%. The 'Additional Agents' section has an 'Add' button and a table listing agents and their shares.

Agent	Share
 10500003	10%



o How followers can follow (public follow, follow by joining a link, follow through agents). By setting up a link, followers can join by using the link and specify corresponding agents for the followers.



Note:

Providers need at least one offer to allow followers to join.

Providers can create multiple offers with different conditions for different clients.

Providers can edit or delete their offers at any time, but if one follower uses the offer, the provider cannot edit or delete it.


3. Follower

3.1 Follower Registration

- Register as a follower account.

During the first login, use your MT4 account and password on the homepage to register as a follower. Provide relevant information about the account (i.e., provider's account) you want to subscribe to and agree to the provider's conditions before registration. If there is a registration fee, it will be deducted at the time of registration.

- Or client can log in first using MT4 credentials and later subscribe to the provider's offer.



TMGM

Subscription Registration

Creating a new subscription

Trading account *
10500085

Trading account ID

Password *
••••••

Trading account password

Provider *
Timothy Driver

Select an active provider

Offer *
Frying Offer 1

Select a provider's offer

Agent

Agent trading account's ID

I have read offer details and accept that the registration fee will be immediately deducted

[Register](#)

[Login as a client](#)

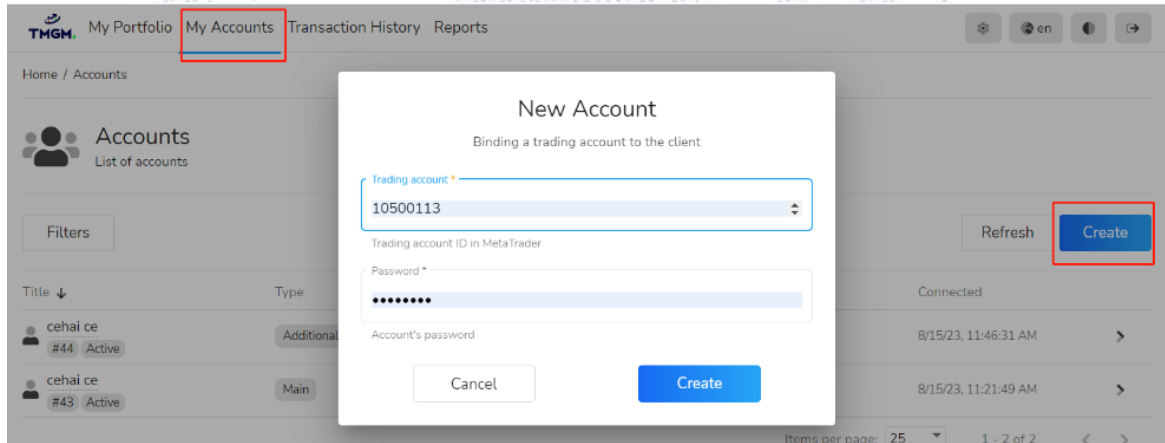
Details

Information about the chosen provider and subscription conditions

PROVIDER	
Nickname	Timothy Driver
Visibility	Public

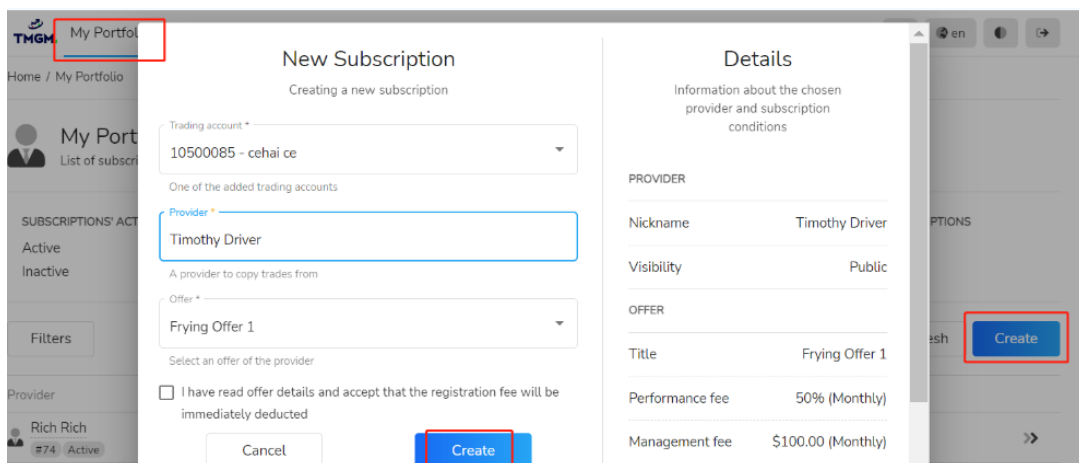
OFFER	
Title	Frying Offer 1
Performance fee	50% (Monthly)
Management fee	\$100.00 (Monthly)
Registration fee	\$35.00
Minimum balance	\$3,000.00

- After registration of the main account, you can add additional accounts for registered clients.

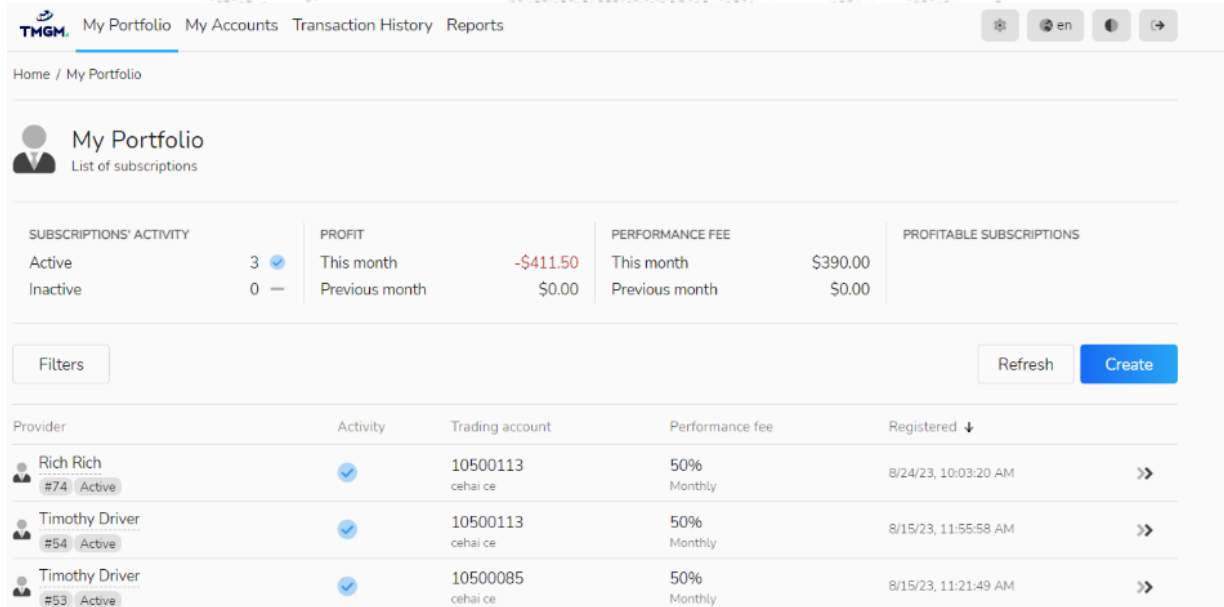


3.2 Creating Subscriptions for Registered Clients

For those who have already registered on Signal Trading as clients (whether as providers or followers), if they want to add a new account as a follower, they can do so on the "My Portfolio" page by clicking "Create" and selecting the account they want to use for following. They need to provide the account details of the provider they want to subscribe to and create the subscription.



A follower account can continue to create multiple subscriptions after subscribing to a strategy provider. The followers can find their subscriptions in "My Portfolio."



The screenshot shows the 'My Portfolio' page with the following data:

SUBSCRIPTIONS' ACTIVITY		PROFIT		PERFORMANCE FEE		PROFITABLE SUBSCRIPTIONS
Active	3	This month	-\$411.50	This month	\$390.00	
Inactive	0	Previous month	\$0.00	Previous month	\$0.00	

Provider	Activity	Trading account	Performance fee	Registered ↓
		10500113 cehai ce	50% Monthly	8/24/23, 10:03:20 AM
		10500113 cehai ce	50% Monthly	8/15/23, 11:55:58 AM
		10500085 cehai ce	50% Monthly	8/15/23, 11:21:49 AM

3.3 Managing Subscription Activity

Subscriptions are initially inactive upon creation, and followers must explicitly activate subscriptions to start copying trades. This is done to prevent followers from immediately copying unintentional trades of providers, and to give followers time to set up their desired subscription strategies and filters.

- **Initial Activation**

In "My Portfolio," select the corresponding subscription account and activate it.



TMGM My Portfolio My Accounts Transaction History Reports

Home / Subscriptions / Subscription #75

Subscription Profile #75

General information about the subscription

There is no trading history	Trading profit \$0.00 August	Copied positions 0 August	Paid fees \$0.00 August
-----------------------------	---	--	--------------------------------------

Actions (dropdown menu)
Activate
Unsubscribe

Provider Filters (Edit)
Setting up initial filters for provider's original trades

Direction: All
Minimum lots: -
Maximum lots: -

Subscription Strategy (Edit)
Setting up the difference between source and copied trades

Volume scaling: Autoscale
Compared values: Balance
Ratio multiplier: 1

STATUS

Copy new positions:

Subscription is not active. To start copying, activate the subscription

INFO

State: Active
Registered: 8/25/23, 4:44:41 AM
Activated:

OFFER

Title: Rich 1
Performance fee: 50% (Monthly)

During the initial activation of a subscription, followers can choose whether to copy (options are copy or ignore) the provider's current positions. Activation incurs management fees.

Copy: Copy them according to the subscription settings with open prices currently available on the market. **Ignore:** Do not copy them and wait for new positions.

Activate

Activate copying of positions

Management fee will be withdrawn from the follower account upon the subscription's activation.
Management fee: **\$100.00**

Provider's current positions

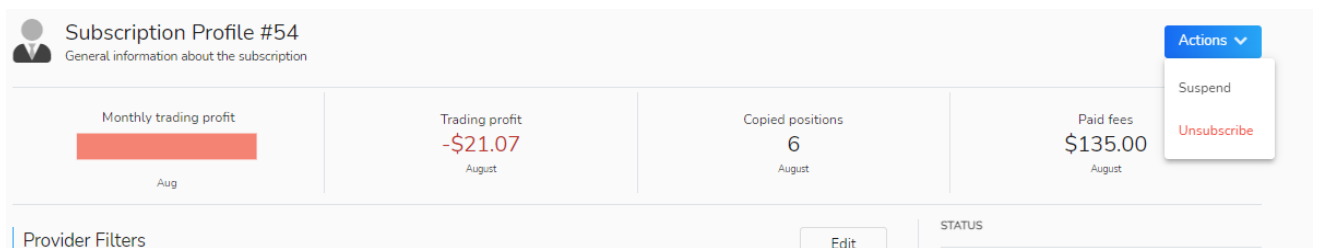
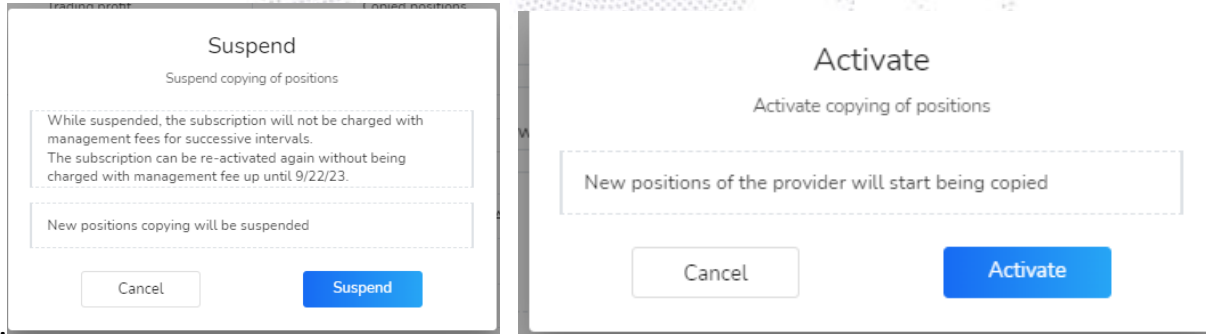
Copy
Ignore

available on the market.
Ignore: Do not copy them and wait for new positions.

Cancel **Activate**

- **Suspend, re-activate, unsubscribe.**

Followers can suspend/unsubscribe from a subscription via options in "Actions".

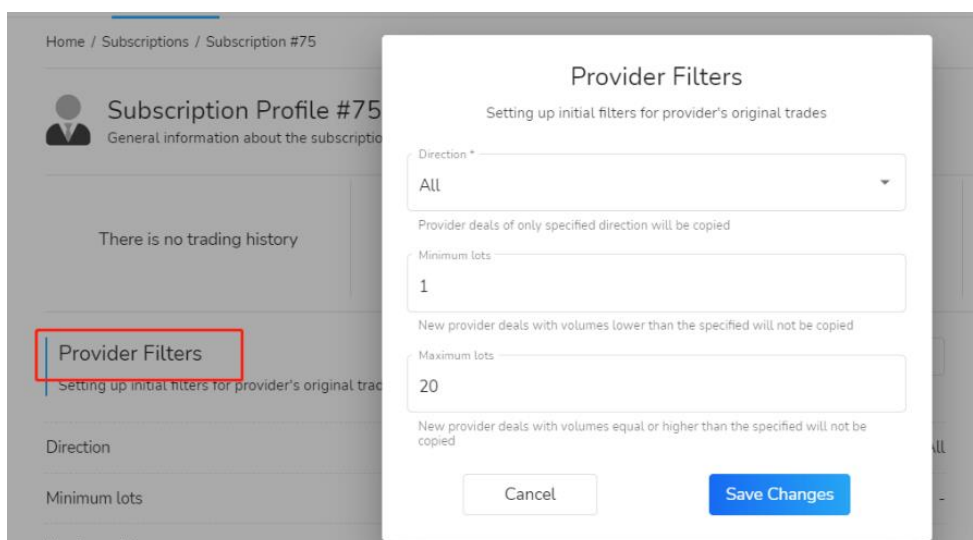


3.4 Subscription Settings

It is recommended to set up before activating subscriptions.

Once a subscription is created, its settings can be further adjusted.

- **Provider Filters**

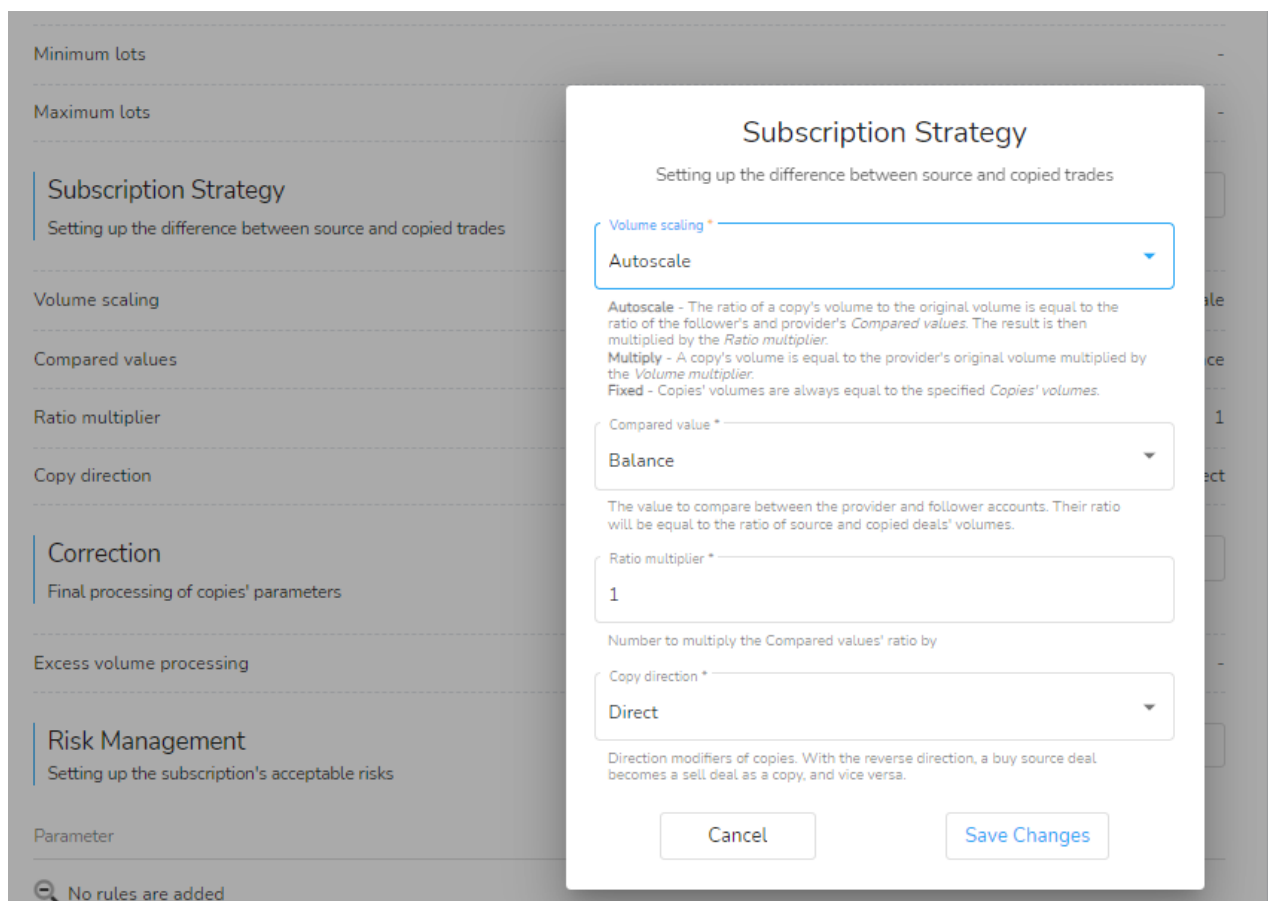


Filtering conditions for copying trades can define the direction: **copy all, copy only long, copy only short, and set the minimum and maximum lot sizes** based on your capital and needs.

After setting this function, the system will filter out trades that do not meet the conditions and only copy trades that do. This function is not mandatory.

- **Subscription Strategy**

o **Auto Scale**



Subscription Strategy
Setting up the difference between source and copied trades

Volume scaling *
Autoscale

Autoscale - The ratio of a copy's volume to the original volume is equal to the ratio of the follower's and provider's Compared values. The result is then multiplied by the Ratio multiplier.
 Multiply - A copy's volume is equal to the provider's original volume multiplied by the Volume multiplier.
 Fixed - Copies' volumes are always equal to the specified Copies' volumes.

Compared value *
Balance

The value to compare between the provider and follower accounts. Their ratio will be equal to the ratio of source and copied deals' volumes.

Ratio multiplier *
1

Number to multiply the Compared values' ratio by

Copy direction *
Direct

Direction modifiers of copies. With the reverse direction, a buy source deal becomes a sell deal as a copy, and vice versa.

Cancel Save Changes

The copied trade volume must be calculated based on the ratio of the follower's funds at the time of copying to the funds available to the provider in their account.

The comparison value can be balance or equity. The follower can choose a ratio multiplier.

If it's 1, copying is based on the ratio of balance or equity compared to the strategy provider.

If it's 2, copying is based on twice the ratio of balance or equity compared to the strategy provider.

Copying direction can be direct or reverse.

o Multiply

Subscription Strategy

Setting up the difference between source and copied trades

Volume scaling *
Multiply

Autoscale - The ratio of a copy's volume to the original volume is equal to the ratio of the follower's and provider's *Compared values*. The result is then multiplied by the *Ratio multiplier*.
Multiply - A copy's volume is equal to the provider's original volume multiplied by the *Volume multiplier*.
Fixed - Copies' volumes are always equal to the specified *Copies' volumes*.

Volume multiplier *
2

Number to multiply the provider's volume by for a copy

Copy direction *
Reverse

Direction modifiers of copies. With the reverse direction, a buy source deal becomes a sell deal as a copy, and vice versa.

Cancel Save Changes

Place orders of which the volume is directly based on the multiplier of the strategy provider's order size. Copying direction can be direct or reverse.

o Fixed

Subscription Strategy

Setting up the difference between source and copied trades

Volume scaling *

Fixed

Autoscale - The ratio of a copy's volume to the original volume is equal to the ratio of the follower's and provider's *Compared values*. The result is then multiplied by the *Ratio multiplier*.

Multiply - A copy's volume is equal to the provider's original volume multiplied by the *Volume multiplier*.

Fixed - Copies' volumes are always equal to the specified *Copies' volumes*.

Copies' volumes *

1

Volume to be opened on each copy

Copy direction *

Direct

Direction modifiers of copies. With the reverse direction, a buy source deal becomes a sell deal as a copy, and vice versa.

Cancel

Save Changes

Copy trade volume equals the specified trade volume, regardless of the strategy provider's trade volume. Direction can be direct or reverse.

- **Correction**

Volume scaling

Compared values

Ratio multiplier

Copy direction

Correction

Final processing of copies' parameters

Excess volume processing

Risk Management

Setting up the subscription's acceptable risks

Correction

Final processing of copies' parameters

Max open volume

1

The maximum volume to be copied

Action *

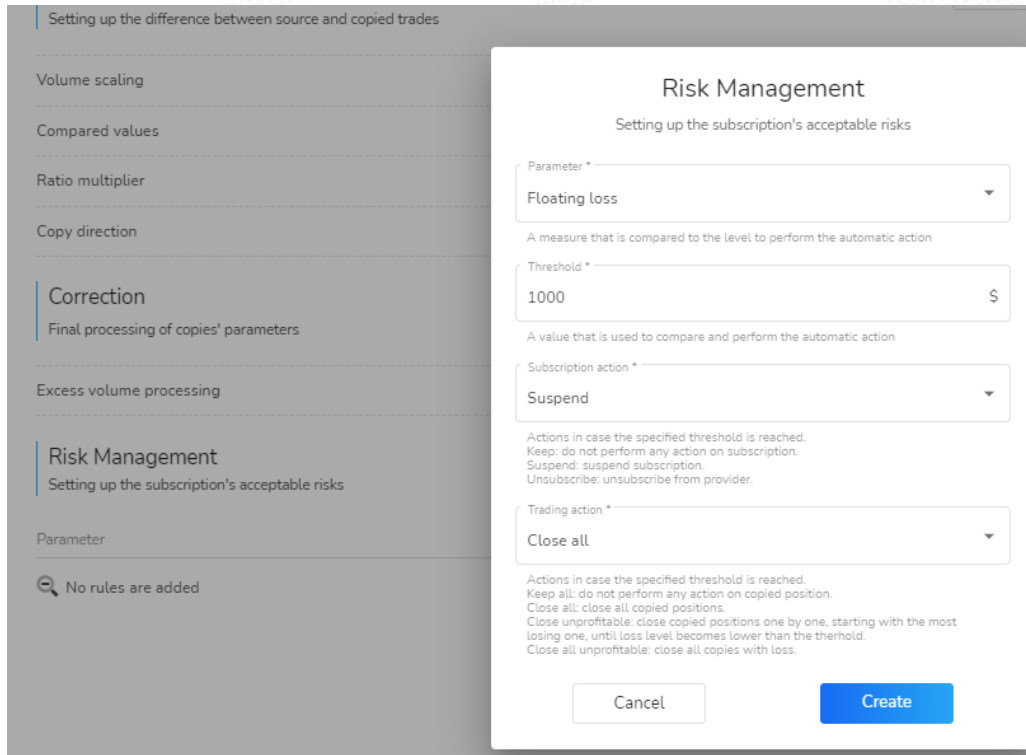
Scale down

Determines the action taken if the copy's volume calculated according to the strategy is higher than specified in Max open volume.
Scale down: The resulting volume of the copy will be equal to Max open volume.
Skip: The copy will not be opened.

Cancel
Save Changes

Set maximum lot size for followers. **skip** (do not copy this order) or **reduce** (open an order with the maximum lot size) when an order exceeds the maximum lot size.

- **Risk Management**



Setting up the difference between source and copied trades

Volume scaling

Compared values

Ratio multiplier

Copy direction

Correction
Final processing of copies' parameters

Excess volume processing

Risk Management
Setting up the subscription's acceptable risks

Parameter

No rules are added

Risk Management

Setting up the subscription's acceptable risks

Parameter *
Floating loss

A measure that is compared to the level to perform the automatic action

Threshold *
1000 \$

A value that is used to compare and perform the automatic action

Subscription action *
Suspend

Actions in case the specified threshold is reached.
Keep: do not perform any action on subscription.
Suspend: suspend subscription.
Unsubscribe: unsubscribe from provider.

Trading action *
Close all

Actions in case the specified threshold is reached.
Keep all: do not perform any action on copied position.
Close all: close all copied positions.
Close unprofitable: close copied positions one by one, starting with the most losing one, until loss level becomes lower than the threshold.
Close all unprofitable: close all copies with loss.

Cancel Create

Follower's risk management options apply to stop-loss and take-profit levels for the entire subscription. When the **total profit (from all closed trades + Floating PnL) / total loss (from all closed trades + Floating PnL) / floating loss (value of floating losses from all current open trades)** generated from the copied trades reaches a set threshold (custom value), the system will take automatic actions on these orders (**keep all orders / close all orders / close all unprofitable orders / close unprofitable orders starting from the most loss-making order until the loss amount is within the set threshold**) and on the subscription (**keep / suspend /**

unsubscribe).

4. Account Archiving

- Accounts cannot be deleted, only archived.
- Trading account to be archived cannot be used as provider or follower account.
- Only secondary trading accounts can be archived in a portal, not the main account.
- To archive a subscription: Select to archive the subscription when unsubscribing.

Unsubscribe

Archive all information about the subscription

State Active

Remaining copies *
Close

Choose what to do with the positions copied by the subscription you are about to archive:
Keep: Leave copies open on the trading account.
Close: Close all copies immediately after archiving the subscription.

I confirm archiving the subscription. I understand that the subscription will stop copying the provider, and that the subscription will not be available to use in the future.

Cancel Unsubscribe

5. Fees

- **Registration Fee:** Fixed fee paid by followers to provider to create subscriptions.
- **Management Fee:** Fixed fee paid by followers regularly to provider to keep subscriptions active.
- **Performance Fee (HWM):** Paid by followers to provider for sharing trading strategy services. It's charged when the provider helps followers achieve positive returns. Performance fee is a portion of profitable trading result after subscription (calculated as a percentage). It's skipped if trading result is negative.
- **Platform Fee:** Paid by providers for using social trading. Platform fee is waived during TMGM promotional period.

Platform Fee = Performance fee * Platform Fee %

- **Public Agent Fee (Provider → Agent):** Paid by providers to referring brokers or social media influencers as third parties. They attract followers to the broker's signal trading platform. Public agent affiliations are individual to each subscription, and agent income depends directly on the performance of individual subscriptions. The fee percentage is fixed, and for the same provider, fees are the same for all agents.

Public Agent Fee = Performance Fee * Agent Fee %



Public agent fee: 10%
Performance fee: 20%
Platform fee: 5%
Fee type: Positive profit
Follower closes a trade with \$100 profit

Follower pays = $\$100 * 20\% = \20 Performance fee withdrawn
Broker receives = $20\% * 5\% = \$1$ Platform fee
Agent Fee = $(\$Performance\ fee\ withdrawn - \$Platform\ fee) * Agent\ fee\ \% = (\$20 - \$1) * 10\% = \1.9
Provider receives = Performance fee withdrawn - Platform fee - Agent fee = $\$20 - \$1 - \$1.9 = \17.1

- **Additional Agent Fee:** Paid by strategy providers to their partners. Additional agent affiliations are individual to each offer, not a subscription. Their income depends directly on the performance of individual offers. The fee percentage is individually set for each additional agent.

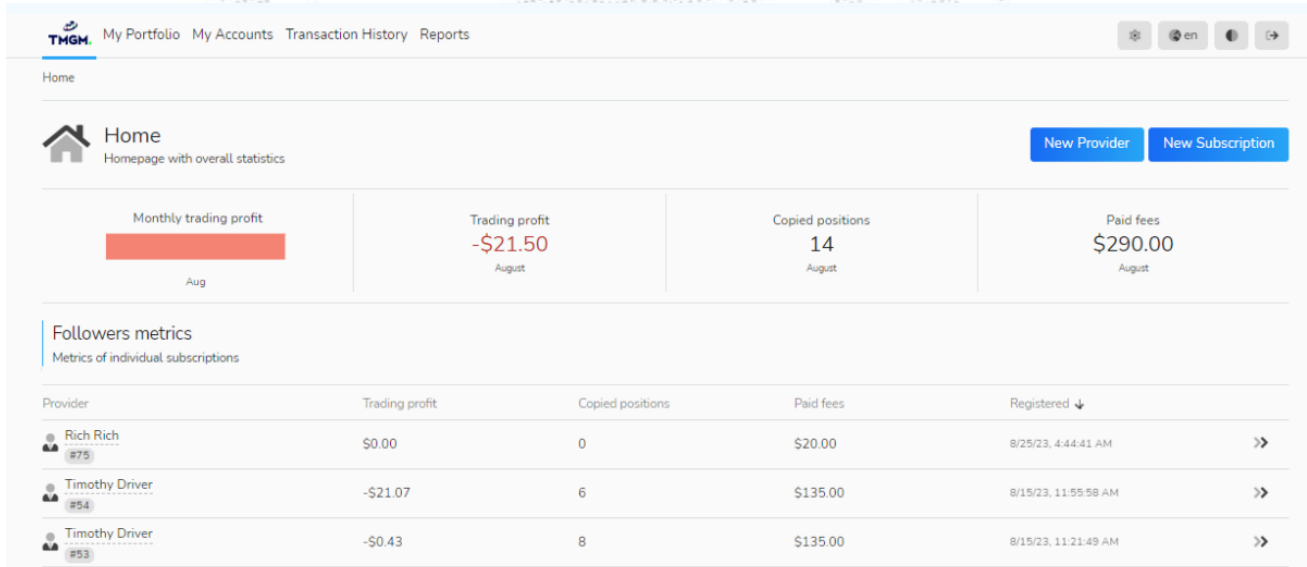
Additional agent fees: - *Paid to the agent(s) attached to the offer (provider's own agents).*
Additional agent 1: 30%
Additional agent 2: 20%
Public agent fee: 10% - *Paid to the agent attached to the follower.*
Performance fee: 20%
Platform fee: 5%
Fee type: Positive profit
Follower closes a trade with \$100 profit

Follower pays = $\$100 * 20\% = \20 Performance fee withdrawn
Broker receives = $20\% * 5\% = \$1$ Platform fee

Remainder for provider and additional agents = Performance fee withdrawn - Platform fee = $\$20 - \$1 = \$19$
Additional agent 1 receives = $\$19 * 30\% = \5.7
Additional agent 2 receives = $\$19 * 20\% = \3.8
Public agent receives = $\$19 * 10\% = \1.9
Provider receives the rest (40%) = $\$19 * 40\%$ (or $\$19 - \$5.7 - \$3.8 - \$1.9 = \$7.6$)

6. Account Homepage and History

6.1 For Followers:



Home

Home
Homepage with overall statistics

Monthly trading profit
Aug

Trading profit
-\$21.50
August

Copied positions
14
August

Paid fees
\$290.00
August

Followers metrics
Metrics of individual subscriptions

Provider	Trading profit	Copied positions	Paid fees	Registered ↓
Rich Rich #75	\$0.00	0	\$20.00	8/25/23, 4:44:41 AM
Timothy Driver #54	-\$21.07	6	\$135.00	8/15/23, 11:55:58 AM
Timothy Driver #53	-\$0.43	8	\$135.00	8/15/23, 11:21:49 AM

Home: Followers can see the trading profits for the current month, the number of copied trades, and the paid fees.

Followers metrics: You can view details of different follower accounts. If a portal has followers trading account A and B, where A is following provider account C, and B is following provider accounts C and D, then the follower metrics will display a total of three strategy providers (C to A, C to B, D to B). Clicking on each individual follower account's profile allows you to see corresponding follower settings in detail. You can edit, suspend, or cancel subscriptions for each of them.



TMGM My Portfolio My Accounts Transaction History Reports

Home / Subscriptions / Subscription #53

Subscription Profile #53

General information about the subscription

Actions

Monthly trading profit Aug	Trading profit - \$0.43 August	Copied positions 8 August	Paid fees \$135.00 August
-------------------------------	---	---------------------------------	--

Provider Filters [Edit](#)
Setting up initial filters for provider's original trades

Direction: ALL

Minimum lots: -

Maximum lots: -

Subscription Strategy [Edit](#)
Setting up the difference between source and copied trades

Volume scaling: Fixed

Copies' volumes: 0.01

Copy direction: Direct

Correction [Edit](#)
Final processing of copies' parameters

Excess volume processing: Scale down to 8 lot(s)

Risk Management [Create](#)
Setting up the subscription's acceptable risks

Parameter: Actions

No rules are added

0 of 0

STATUS

Copy new positions:

Subscription is active. You may suspend the subscription to temporarily stop copying.

INFO

State: [Active](#)

Registered: 8/15/23, 11:21:49 AM

Activated: 8/15/23, 10:49:18 AM

PAYMENTS

Next management fee payout: 9/15/23

OFFER

Title: Frying Offer 1

Performance fee: 50% (Monthly)

Management fee: \$100.00 (Monthly)

Registration fee: \$35.00

TRADING ACCOUNT [>](#)

MT name: cehai ce

MT login: 10500085

State: [Active](#)

PROVIDER

At the bottom of the interface:

Positions: Displays both closed and current open orders.

Trades: Shows actions taken by the follower for each trade. Opening and closing an order are treated as separate independent actions within this section.

Fees: Provides a detailed breakdown of all fees paid.



Positions	Deals	Fees						
Filters Refresh								
Position	Source	Status	Symbol	Open time ↓	Volume	Profit	Close time	
20895 #4545 Tracking	20894	Copied	AUDUSD	8/22/23, 9:27:38 AM	0.01 Buy	-		
20892 #4542 Processed	20890	Copied	EURUSD	8/22/23, 9:27:31 AM	0.01 Buy	-\$0.27	8/22/23, 9:27:46 AM	
20887 #4535 Processed	20886	Copied	XTIUSD	8/22/23, 9:27:17 AM	0.01 Buy	-\$0.05	8/22/23, 9:27:22 AM	
20881 #4532 Tracking	20879	Copied	XAUUSD	8/22/23, 9:27:03 AM	0.01 Sell	-		
20877 #4528 Processed	20875	Copied	XTIUSD	8/22/23, 9:26:56 AM	0.01 Buy	-\$0.04	8/22/23, 9:27:25 AM	
Items per page: 5							1 - 5 of 8	< >

My Portfolio: This section displays all follower accounts. You can create new followers here.

TMGM My Portfolio My Accounts Transaction History Reports				en													
Home / My Portfolio																	
<div style="display: flex; justify-content: space-between;"> <div> <p>My Portfolio</p> <p>List of subscriptions</p> </div> <div style="width: 100%;"> <table border="1"> <thead> <tr> <th>SUBSCRIPTIONS' ACTIVITY</th> <th>PROFIT</th> <th>PERFORMANCE FEE</th> <th>PROFITABLE SUBSCRIPTIONS</th> </tr> </thead> <tbody> <tr> <td>Active 2 ↑</td> <td>This month -\$311.50</td> <td>This month \$290.00</td> <td></td> </tr> <tr> <td>Inactive 1 ↓</td> <td>Previous month \$0.00</td> <td>Previous month \$0.00</td> <td></td> </tr> </tbody> </table> </div> </div>						SUBSCRIPTIONS' ACTIVITY	PROFIT	PERFORMANCE FEE	PROFITABLE SUBSCRIPTIONS	Active 2 ↑	This month -\$311.50	This month \$290.00		Inactive 1 ↓	Previous month \$0.00	Previous month \$0.00	
SUBSCRIPTIONS' ACTIVITY	PROFIT	PERFORMANCE FEE	PROFITABLE SUBSCRIPTIONS														
Active 2 ↑	This month -\$311.50	This month \$290.00															
Inactive 1 ↓	Previous month \$0.00	Previous month \$0.00															
Filters Refresh Create																	
Provider	Activity	Trading account	Performance fee	Registered ↓													
Rich Rich #75 Active	⚙️	10500085 cehal ce	50% Monthly	8/25/23, 4:44:41 AM	>>												
Timothy Driver #54 Active	✔️	10500113 cehal ce	50% Monthly	8/15/23, 11:55:58 AM	>>												
Timothy Driver #53 Active	✔️	10500085 cehal ce	50% Monthly	8/15/23, 11:21:49 AM	>>												
Items per page: 25					1 - 3 of 3 < >												

My Accounts: Where you can see all followers account details. Create to add new TA in.

TMGM My Portfolio My Accounts Transaction History Reports

Home / Accounts

Accounts
List of accounts

Filters Refresh Create

Title ↓	Type	Trading account	Balance	Equity	Connected
cehai ce #44 Active	Additional	10500113	\$9,723.93	\$8,916.23	8/15/23, 11:46:31 AM
cehai ce #43 Active	Main	10500085	\$9,724.57	\$9,708.10	8/15/23, 11:21:49 AM

Transaction History: list of fee payments.

TMGM My Portfolio My Accounts Transaction History Reports

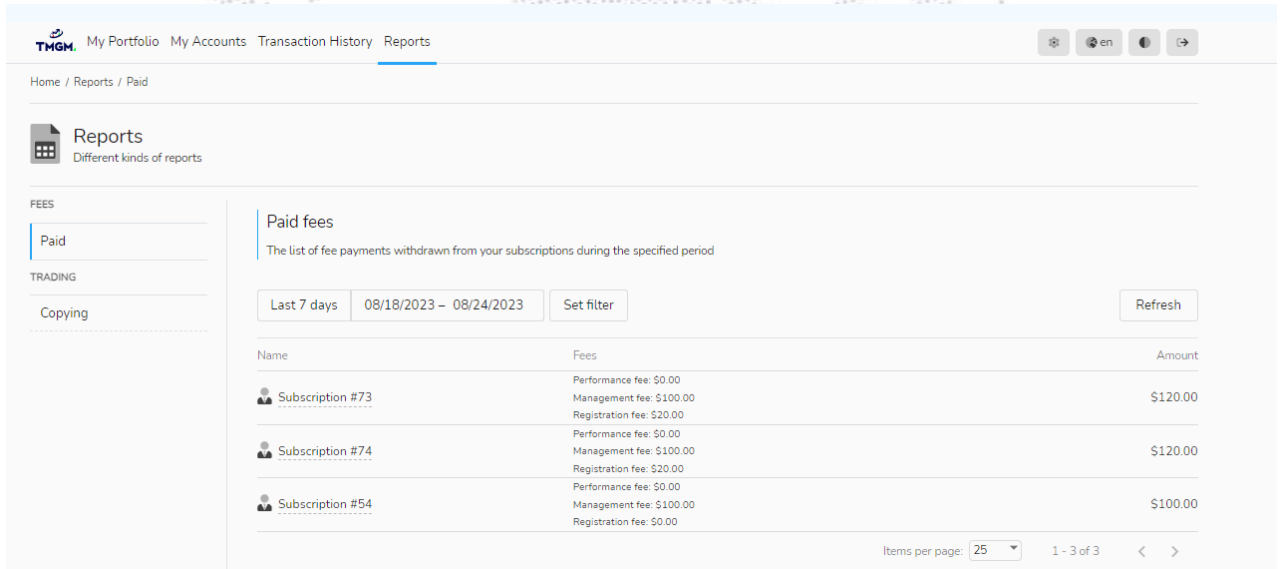
Home / Transaction History

Transaction History
List of fee payments

Filters Refresh

Transaction ↓	Account	MT order	Amount	Sender	Recipient	Processed
Registration fee #394 Processed	10500085	46138	\$20.00 Balance	Subscription #75	Rich Rich	8/25/23, 4:44:41 AM
Management fee #392 Processed	10500113	39894	\$100.00 Balance	Subscription #74	Rich Rich	8/24/23, 10:04:35 AM
Registration fee #390 Processed	10500113	39888	\$20.00 Balance	Subscription #74	Rich Rich	8/24/23, 10:03:20 AM
Management fee #388 Processed	10500085	39861	\$100.00 Balance	Subscription #73	Rich Rich	8/24/23, 9:59:32 AM
Registration fee #386 Processed	10500085	39858	\$20.00 Balance	Subscription #73	Rich Rich	8/24/23, 9:59:21 AM
Management fee #383 Processed	10500113	20861	\$100.00 Balance	Subscription #54	Timothy Driver	8/22/23, 9:26:09 AM
Management fee #325 Processed	10500085	309	\$100.00 Balance	Subscription #53	Timothy Driver	8/15/23, 1:47:24 PM
Registration fee #322 Processed	10500113	263	\$35.00 Balance	Subscription #54	Timothy Driver	8/15/23, 11:55:58 AM

Reports: the list of fee payments withdrawn from your subscriptions during the specified period; and report on positions copied by followers.



Home / Reports / Paid

Reports
Different kinds of reports

FEEES

- Paid**
- TRADING
- Copying

Paid fees
The list of fee payments withdrawn from your subscriptions during the specified period

Last 7 days | 08/18/2023 – 08/24/2023 | Set filter | Refresh

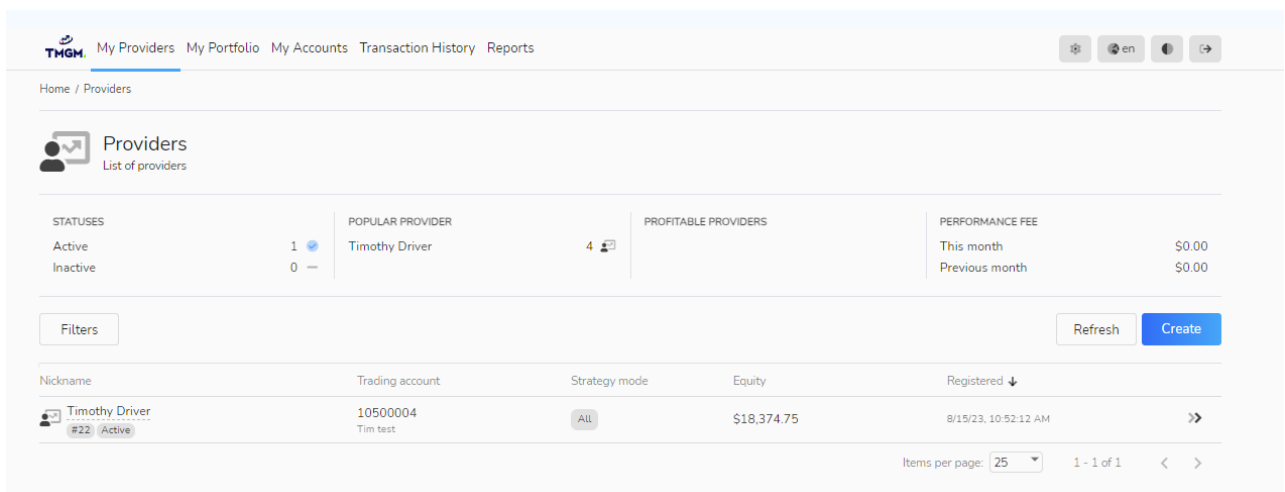
Name	Fees	Amount
Subscription #73	Performance fee: \$0.00 Management fee: \$100.00 Registration fee: \$20.00	\$120.00
Subscription #74	Performance fee: \$0.00 Management fee: \$100.00 Registration fee: \$20.00	\$120.00
Subscription #54	Performance fee: \$0.00 Management fee: \$100.00 Registration fee: \$0.00	\$100.00

Items per page: 25 | 1 - 3 of 3

6.2 For Providers:

Just like the homepage of the followers, with several more sections.

My Providers: List of Providers created.



Home / Providers

Providers
List of providers

STATUSES

Active	1
Inactive	0

POPULAR PROVIDER

Timothy Driver	4
----------------	---

PROFITABLE PROVIDERS

PERFORMANCE FEE	
This month	\$0.00
Previous month	\$0.00

Filters | Refresh | Create

Nickname	Trading account	Strategy mode	Equity	Registered
Timothy Driver #22 Active	10500004 Tim test	All	\$18,374.75	8/15/23, 10:52:12 AM

Items per page: 25 | 1 - 1 of 1

Click into the provider to see the details.



TMGM My Providers My Portfolio My Accounts Transaction History Reports

Home / Providers / Timothy Driver

Timothy Driver

Provider's profile and sharing settings Actions

Month: Aug

\$1,185.47

Aug

Followers

2

Active

Follower growth

2

August

Closed profit (own)

-\$28.91

August

Common Information

Provider's common settings Edit

Nickname: Timothy Driver

Visibility: Public

Show account name:

Personal details of account

Description of trading strategy by its owner Edit

SUMMARY

No summary

NOTES

INFO

State: Active

Registered: 8/15/23, 10:52:12 AM

TRADING ACCOUNT

MT name: Tim test

MT login: 10500004

State: Active

Created (UTC): August 15, 2023 at 7:52:12 AM

Updated (UTC): August 15, 2023 at 7:54:29 AM

Fee receiver account: Tim test

Offers

Sets of subscription conditions

Scope: Active Refresh Create

Title	Visibility	Subscriptions	Join links
Frying Offer 1 #20 Active	Public	Count: 4	Count: 1

1 - 1 of 1

Subscriptions Positions Deals Fees

Filters Refresh

Name	Volume scaling	Offer	Trading account	Equity	Registered
Subscription #67 #67 Active	Autoscale	Frying Offer 1	10500895 Joy Test Test	\$5,964.00	8/21/23, 7:42:51 AM
Subscription #56 #56 Active	Multiply	Frying Offer 1	10500209 ceca test	\$4,743.50	8/17/23, 9:18:40 AM
Subscription #54 #54 Active	Autoscale	Frying Offer 1	10500113 cehai ce	\$8,892.71	8/19/23, 11:55:58 AM
Subscription #53 #53 Active	Fixed	Frying Offer 1	10500085 cehai ce	\$9,707.62	8/19/23, 11:21:49 AM

Items per page: 5 1 - 4 of 4

Detail of followers under this subscription can be found on the bottom of the page.

If the Client is both a provider and follower, homepage contains info for both.

TMGM My Providers My Portfolio My Accounts Transaction History Reports

Home / Reports / Publishing

Reports

Different kinds of reports

EARNINGS

Providers

Offers

FEES

Received

Paid

TRADING

Publishing

Copying

Published Positions Report

Report on positions published by providers

Last 7 days 09/18/2023 - 08/24/2023 Refresh

Nickname: Timothy Driver Count: 9

Items per page: 25 1 - 1 of 1

7. FAQ

- 1) What is the trading result calculation interval in performance fee calculation?

There are 2 different intervals on trading result calculation which are weekly, and monthly. Both are based on MT4 time. For Weekly, it is Sun 00:00 - Sat 24:00; for Monthly, it is 1 calendar month, 12 intervals per year with fixed start-end dates, such as Jan 1st 00:00 – Feb 1st 00:00, etc.

- 2) What is High-Water Mark (HWM) in trading result calculation and how does it work in performance fee payout?

High-Water Mark mode (or HWM) takes into account previous Trading results of a subscription. With this mode, a Trading result generates a Performance fee only if the Trading results of all the previous intervals in total cover the total loss of the subscription, and if its profit goes over the **highest profit ever reached at the end of a previous trading interval (the High-Water Mark)**. When it is reached, and the subscription profits even more, the High-Water Mark is updated and set to the new, higher, level.

Trading Result = Aggregated realized profits of all Trading Results of the Subscription + Floating PnL of copied trades - High-Water Mark

Example 1:

Performance fee = 10% Interval: Monthly

Trade 1 closed with realized PnL = \$40 (assuming that the previous HWM level is \$0);

Trade 2 is open, floating PnL = \$20;

Calendar month 1 ends → Interval ends → Performance fee calculated =

Trading Result * 0.1 = (\$40 + \$20) * 0.1 = \$6, All-time High-Water Mark level = \$60.

Trade 2 is still open, floating PnL = \$50

Calendar month 2 ends → Interval ends → Performance fee calculated =

\$3, because we already took the fee from \$20 floating PnL of Trade 2, it earned \$30 more floating PnL for which we charge additionally on the next interval. All-time High-Water Mark level = \$90

Example 2:

Performance fee = 10% Interval: Weekly

Week 1 PnL = \$400 → \$40 Performance fee will be paid out.

Week 2 PnL = -\$200 → No Fee (\$400 - \$200 = \$200 < \$400 HWM).

Week 3 PnL = \$300 → \$10 Fee will be paid (\$400 - \$200 + \$300 = \$500; \$500 - \$400 = \$100), \$500 will be the new HWM at the end of Week 3.

3) How is Management Fee charged?

The very first Management fee payment is processed upon subscription's activation. Payment interval is 1 month. Management fee and Performance fee have separate payment intervals.

Management fee payment due date is the same date of the next month.

For example, Subscription activated on 15.08.2022, next payment is at 00:00 on 15.09.2022.

Subscription activated on 31.08.2023, next payment is at 00:00 on 01.10.2023 (jump to October as September has only 30 days, doesn't have enough days).

Subscription suspends automatically at the beginning of the new Management fee interval if the follower doesn't have enough money on the account to pay the fee.

Manually suspending a subscription turns off the auto-creation of new consequent Management fee intervals - the follower doesn't have to pay the fee while suspended. Re-activation makes the follower pay the fee, but, if re-activation is made before the due date of an existing Management fee interval, the fee doesn't need to be twice.

- 4) Can a provider share a part (or all) of fees received to others? What is the difference between a public agent and an additional agent?

Yes, please refer to **<5. Fees>** section of this manual.

There is no restriction on who can become a **public agent**, and the percentage for public agent fees is set uniformly by the strategy provider when configuring offers.

On the other hand, **additional agents** are typically pre-set partners chosen by the strategy provider, and different percentages for additional agent fees can apply. **An agent can simultaneously serve as both a strategy provider's public agent and additional agent.**

	Public Agent	Additional Agent
Availability	anyone	provider's partner, need to be pre-set in the offer
Agent Fee Percentage	the same percentage for every public agent	can be customized for multi-level additional agents
Scenario	social media influencer, third-party referral	supporting team member or consultant of the provider
Follower's connection	only connected to the followers that are introduced by the public agent	all followers in the offer

How to connect followers for Public Agents:

- ① The follower can fill in the public agent account upon subscription, once subscribed, the follower is connected to the agent account filled in;

- ② The provider can set up an Offer's Join Links for certain agent(s).
Followers who have subscribed using the link will be connected to the public agent. This is also the only way to follow a private provider;
- ③ A public agent can create a join link for a specific public offer using <https://social.tmgm.com/portal/generation/join-link> , followers who have subscribed using the link will be connected to the public agent.

How to connect followers for Additional Agents:

Additional agents do not need to connect to individual followers, their agents fee is connected to all followers' performance within the offer. The provider can set the percentage of fees each of the additional agents can receive. The nominated additional agent(s) will receive the defined percentage of performance fee received by the provider.

Total agent fee (public agent fee and additional agent fee) must not exceed 100%.

5) How many strategies can you follow?

We do not have a restriction on how many subscriptions a follower can follow. We have limited the maximum number of offers a provider can have, which is 20.

6) What is the maximum amount/percentage of each different fee?

Registration Fee: Maximum is \$50.

Management Fee: Maximum is \$100 per month.

Performance Fee: Maximum is 50%.

7) Is it allowed for the same trading account to be a provider and a subscriber at the same time?

Yes, it is allowed.

8) What happens if there is a missed copy trade when following a provider?

If a situation arises where a trade is missed, the system will attempt to automatically adjust and replicate the missed trade based on market prices. However, if replication is not successful after three attempts, the system will no longer attempt to replicate that specific trade.